

Mthoshri Anjanbai Mundafale College of Social Work Narkhed

**STUDENT SATISFACTION SURVEY AND ACTION TAKEN
REPORT**

2021-22

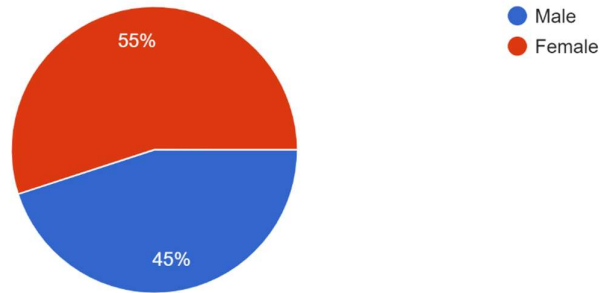
DR. MANOJ S. PAWAR

Number of responses= 80

PROFILE OF RESPONDENTS

Gender

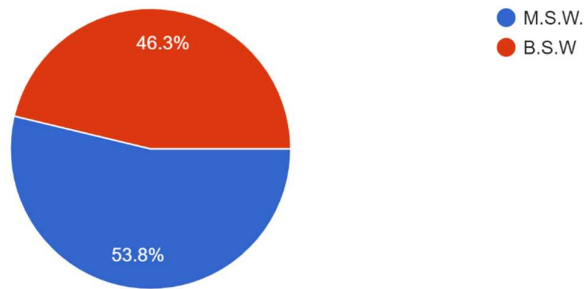
80 responses



Most of the respondents are female. (55%)

Degree pursued by respondents

80 responses

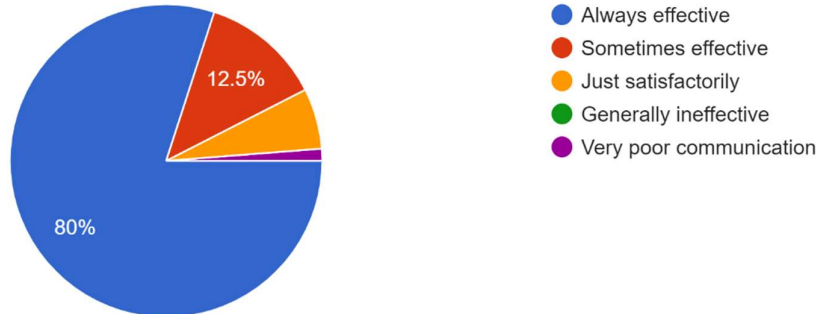


Most of the respondents are students from master's (M.S.W.) programme (53.8%)

OVERALL FEEDBACK ON THE TEACHING PROCESS

Teachers' ability to communicate.

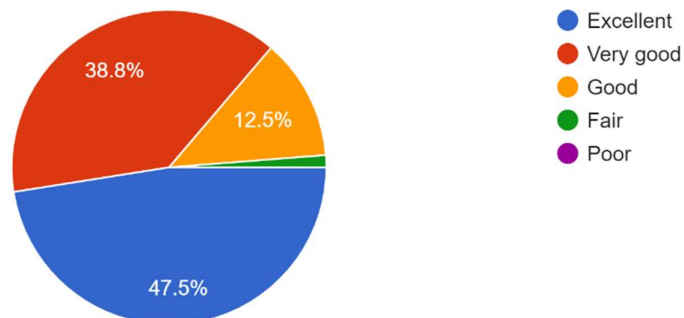
80 responses



The respondents shared that the teacher's ability to communicate is always effective (80%), many students shared that it was somewhat effective (12.5%).

Description of the teacher's approach to teaching

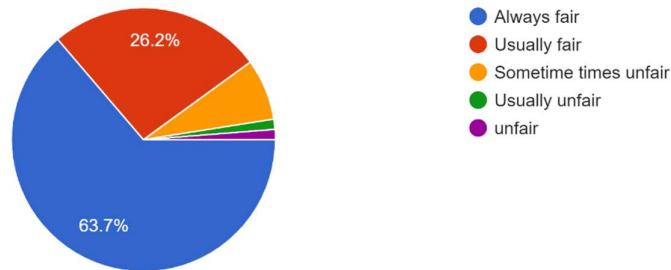
80 responses



Most of student described the teacher's approach to teaching as excellent (47.5%). Remaining student shows Very Good (38.8%) and good (12.5%).

Fairness of the Internal Evaluation process by the teachers

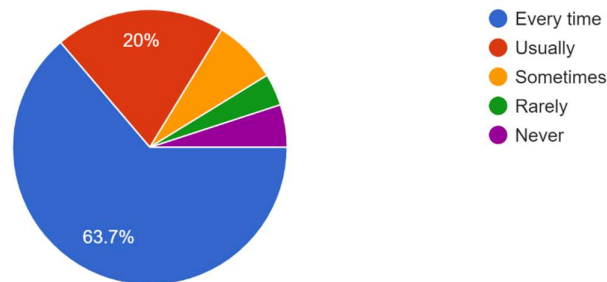
80 responses



The respondents shared that the internal evaluation process was always fair (63.7 %) or usually fair (26.2%)

Discussion about the performance in the assignments

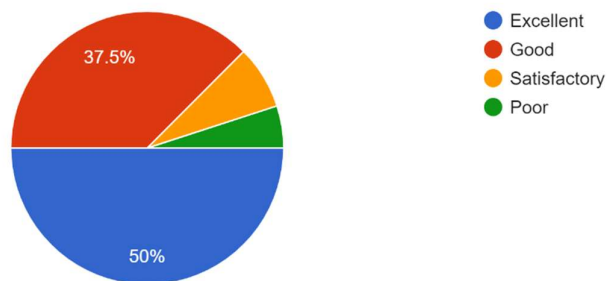
80 responses



It was found that the performance of assignments was discussed with the respondents. Of the 80 respondents, 63.7percent shared that the performance of assignments was discussed every time, 20 percent, shared that it was done usually, 7.5 percent stated it was done sometimes and 3.7 percent shared that it was rarely done.

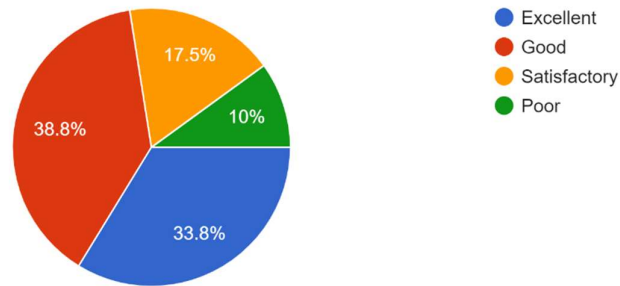
Motivation and exposure to Co - Curricular Activities in the Institute

80 responses



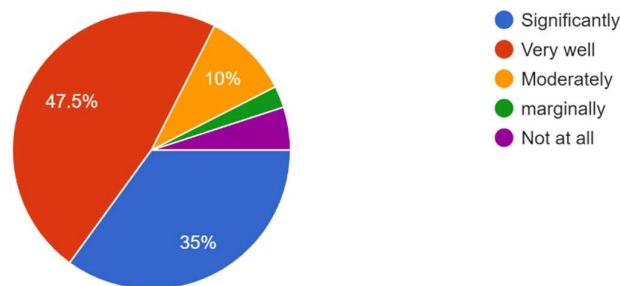
Many students described the teacher's approach to Motivation and exposure to Extracurricular as excellent (50 %). Good (37.5%) and Satisfactory (7.5%) and Poor (5 %)

Motivation and exposure to Extra - Curricular Activities in the Institute
80 responses



Many students described the teacher's approach to Motivation and exposure to Extracurricular as excellent (33.8%). Good (38.8%) and Satisfactory (17.5%) and Poor (10 %)

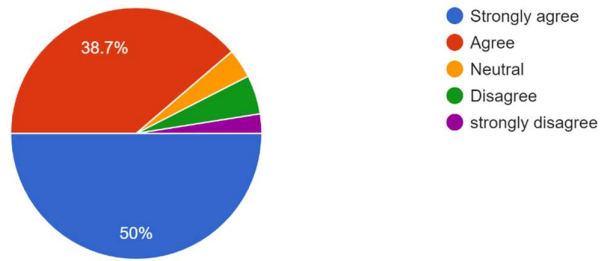
The teaching and mentoring process in the institution facilitates cognitive, social, and emotional growth.
80 responses



Among the 80 respondents, many shared that the teaching and mentoring process in the institution very well (47.5%) facilitates cognitive, social, and emotional growth; 35 percent shared that teaching and mentoring process in the institution significantly facilitated cognitive, social, and emotional growth while 10 percent shared that teaching and mentoring process in the institution moderately facilitate cognitive, social, and emotional growth.

The institution provides multiple opportunities to learn and grow.

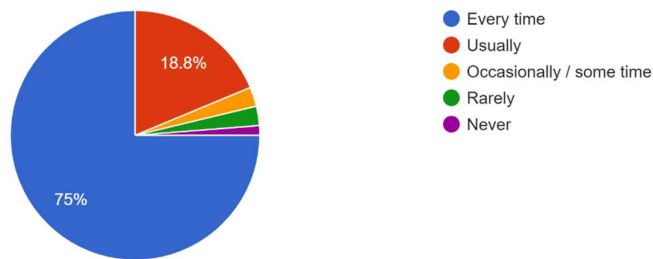
80 responses



Most of the respondents agreed that the institution provides multiple opportunities to learn and grow (89%)

Information by teachers about expected competencies, course outcomes, and programme outcomes.

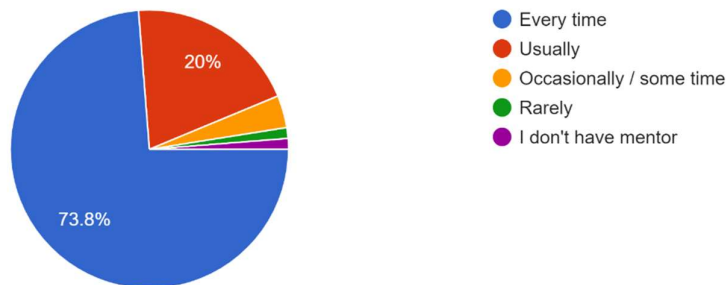
80 responses



Almost of the respondents (75 %) shared that the teachers Every time inform about expected competencies, course outcomes, and programme outcomes., while 18.8 percent shared that it was done Usually.

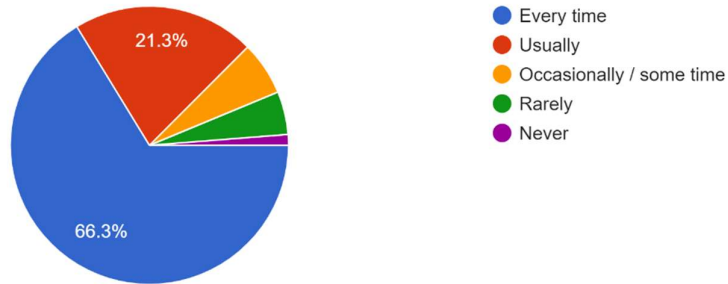
Mentor does the necessary follow-up with the task assigned.

80 responses



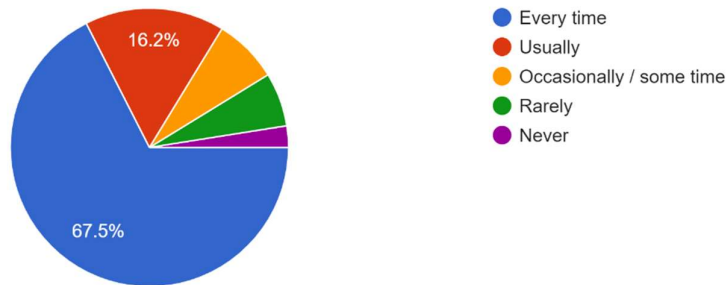
The respondents (73.8 %) shared that the mentor Every time does necessary follow-up with the task assigned, while 20 % percent shared that it was done Usually.

The teachers illustrate the concepts through examples and applications.
80 responses



The respondents (66.3 %) shared that the teachers illustrate the concepts through examples and applications every time, 21.3 percent shared it was done usually and 6.3 percent shared it was done occasionally or sometimes.

Teachers can identify the weakness of the student and help them overcome them.
80 responses

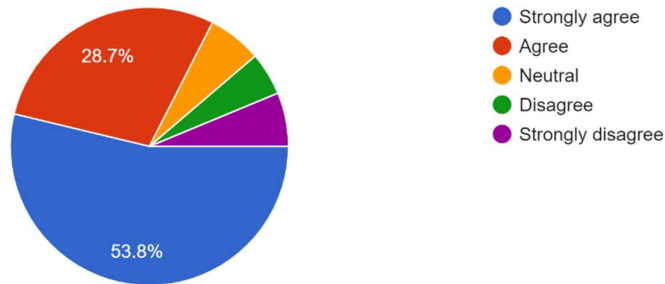


More than half of the respondents (67.5 %) shared that the teachers can Every time identify the weakness of the student and help them overcome the weakness, 16.2 percent shared that teachers can Usually identify the weakness of the student and help them overcome the weakness, while 7.5 percent shared that teacher can identify the weakness of the student

and help students overcome the weakness occasionally or sometimes.

Teachers encourage students to participate in extracurricular activities

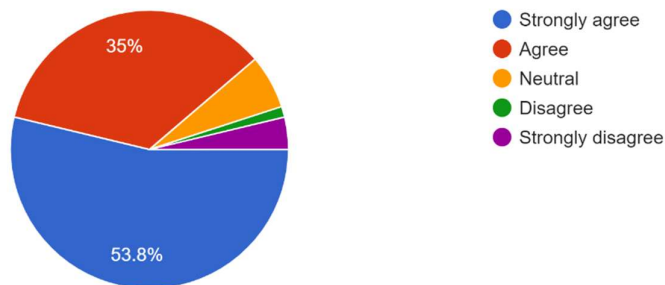
80 responses



More than three fourth (82.5 percent) of the respondents agreed that teachers encourage students to participate in extracurricular activities.

The overall quality of the teaching-learning process in the Institute is very good.

80 responses

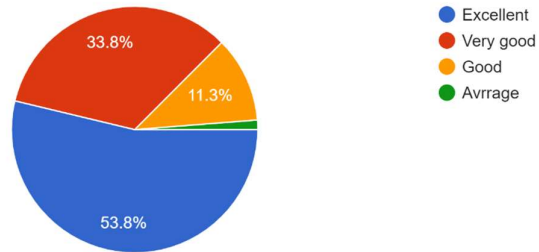


More than half of respondents each (53.8 percent) strongly agreed, (35 percent) agreed that the overall quality of the teaching-learning process in the Institute is very good.

Feedback on Curriculum/Syllabus

The sequencing of the subjects across the semesters

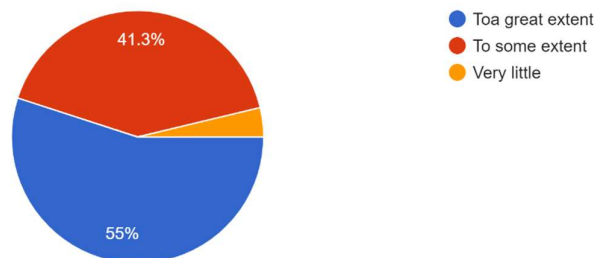
80 responses



Most of the respondents shared that the sequencing of the subjects across the subjects was either Excellent (53.8 %) very good (33.8 %) or good (11.3 %). Few respondents said it was Average (1.2 %).

Provision of relevant reading material available for the course subjects

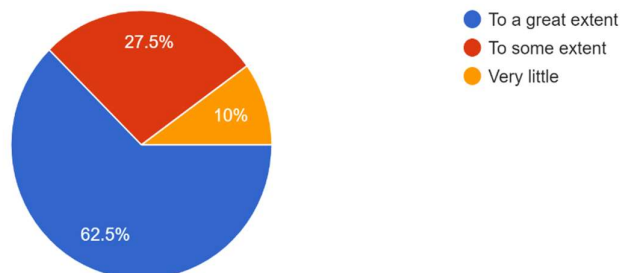
80 responses



Most of the respondents shared that the relevant reading material was available for the course subjects to some to a great extent (55 %) or a to some extent (41.3 %).

The course meets various learning needs of the students

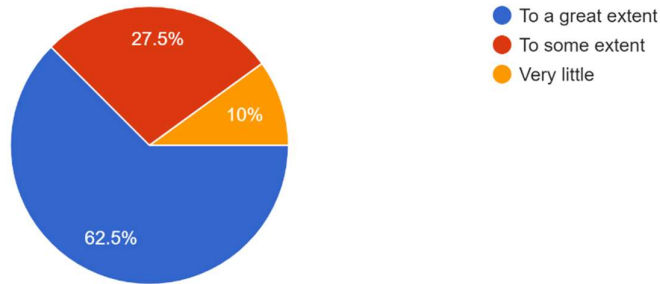
80 responses



Most of the respondents shared that the course meets various learning needs of the student to a great extent (62.5 %) or a to some extent (27.5 %) and very little (10 %)

The course content provides theoretical linkages to field practicum.

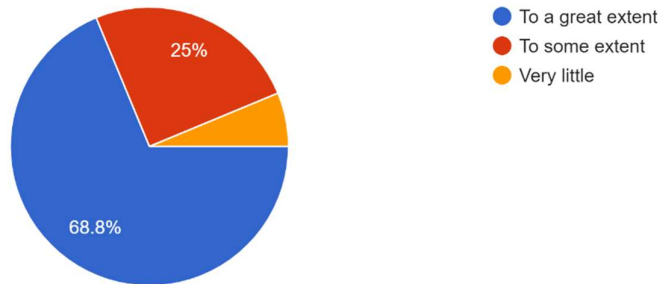
80 responses



The respondents each (90 %) shared that the course meets various learning needs of the students to a great extent or some extent.

The curriculum reflects the vision and mission of the Institute

80 responses



Many respondents (68.8 %) shared that the curriculum reflects the vision and mission of the Institute to a great extent.

Through this survey we found that responses from student is very good they are satisfied from our services , Average percentage of respondent is more than 65% is positive attitude towards college ,teacher, curricular activity and extra-curricular activity it means we provide healthy atmosphere for the student, they are free to interact with teaching faculty as well as we maintain transparency in assessment and evaluation_process of Internal marks.